

Download a File from Voxa

Created on 6/16/2025 by Lindsey Hochhalter

Describe the workflow...

ADD +

REMOVE STEP

1 Go to Voxa

Add some details...

 [HTTPS://NDWBC.GROUP.APP/HOME](https://ndwbc.group.app/home) EDIT

Drag 'n' drop a new screenshot here, or click to select one

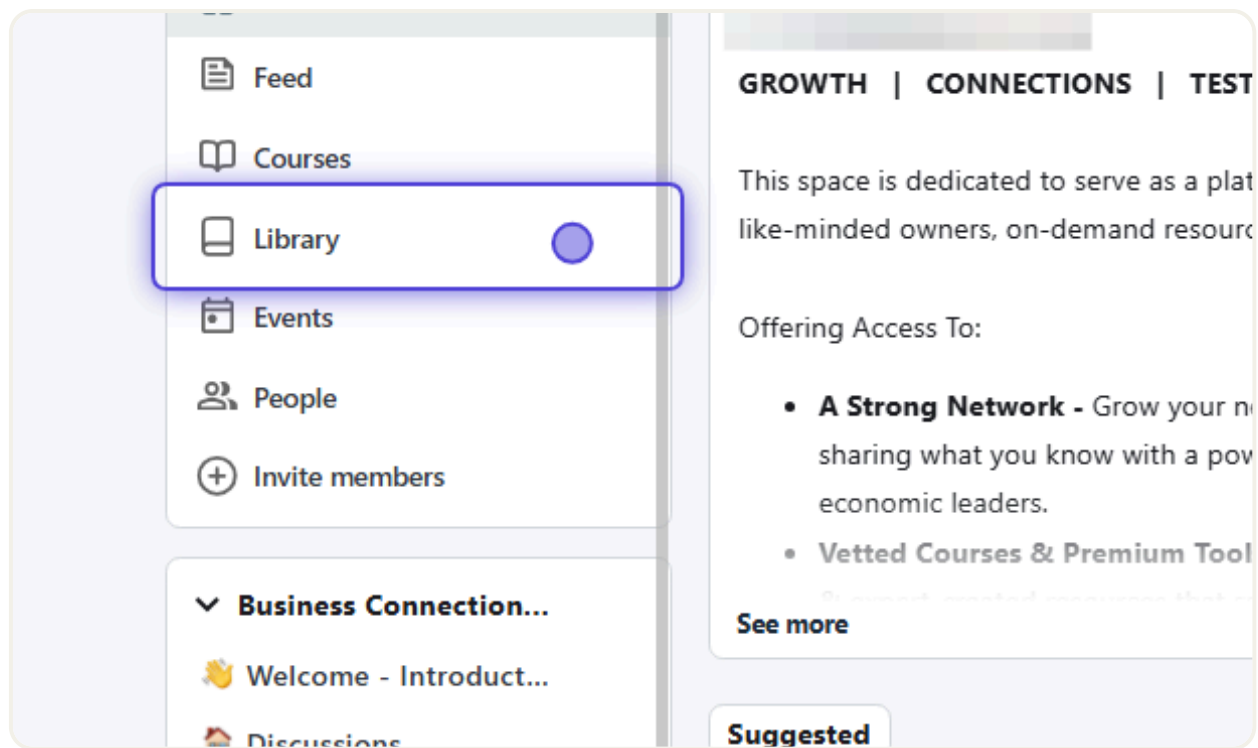
ADD +

REMOVE STEP

2 Click on Library

Add some details...

 [HTTPS://NDWBC.GROUP.APP/HOME](https://ndwbc.group.app/home) EDIT



EDIT REMOVE IMAGE

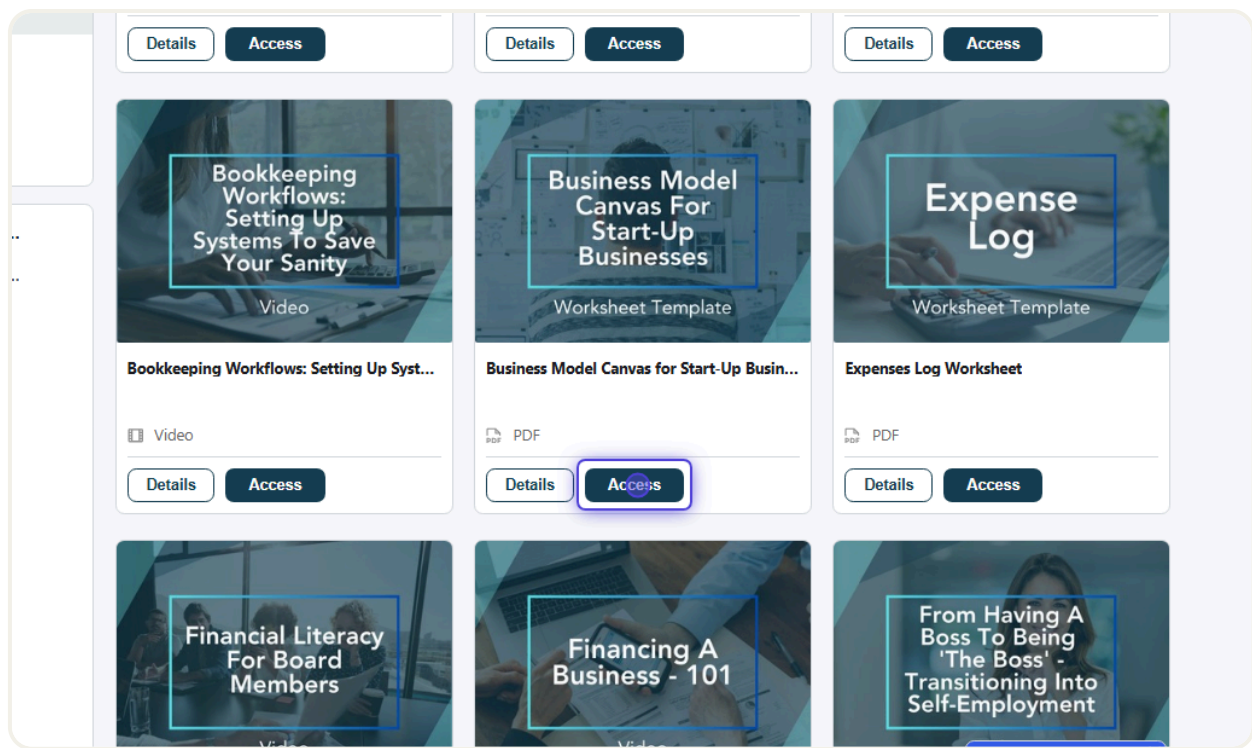
ADD +

REMOVE STEP

3 Click Access button

Here you can find the resource you would like to learn more about.

[🔗 HTTPS://NDWBC.GROUP.APP/LIBRARY](https://ndwbc.group.app/library) EDIT



EDIT REMOVE IMAGE

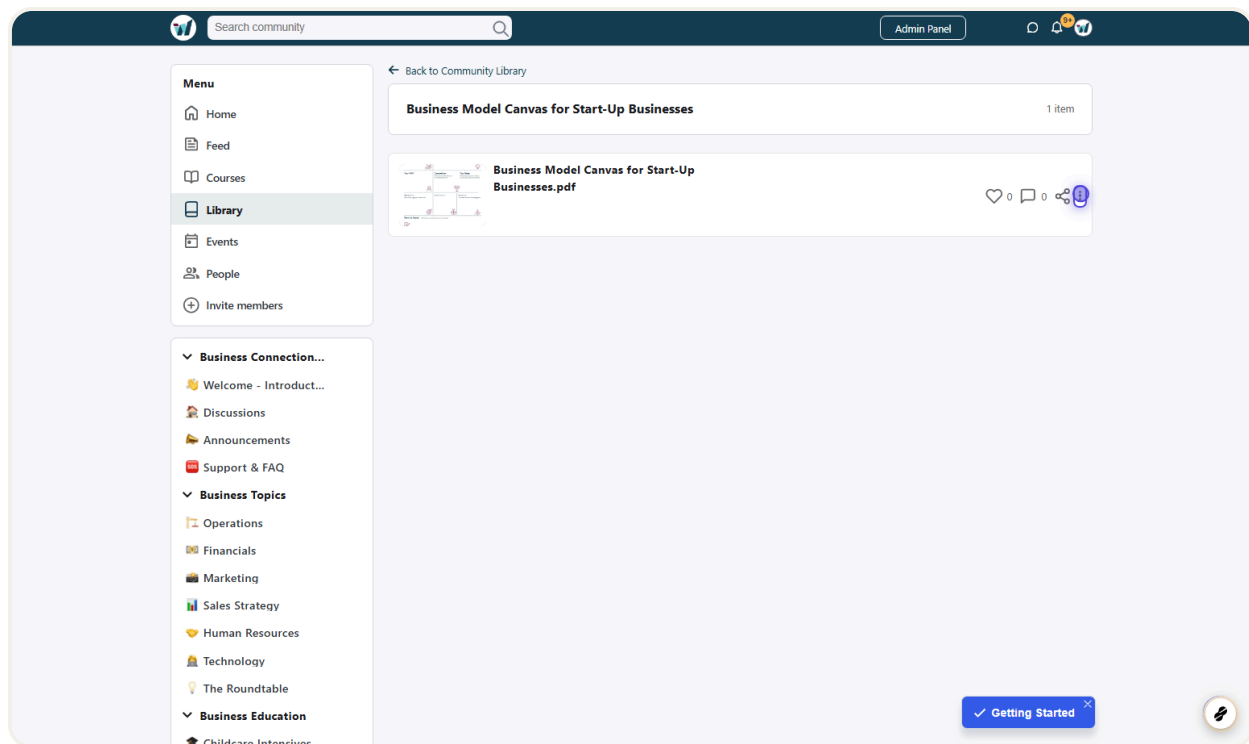
ADD +

REMOVE STEP

4 Click on three dots on the right-hand side.

Add some details...

[HTTPS://NDWBC.GROUP.APP/LIBRARY/PDFS/BUSINESS-MODEL-CANVAS...](https://ndwbc.group.app/library/pdfs/business-model-canvas...)
 EDIT



EDIT REMOVE IMAGE

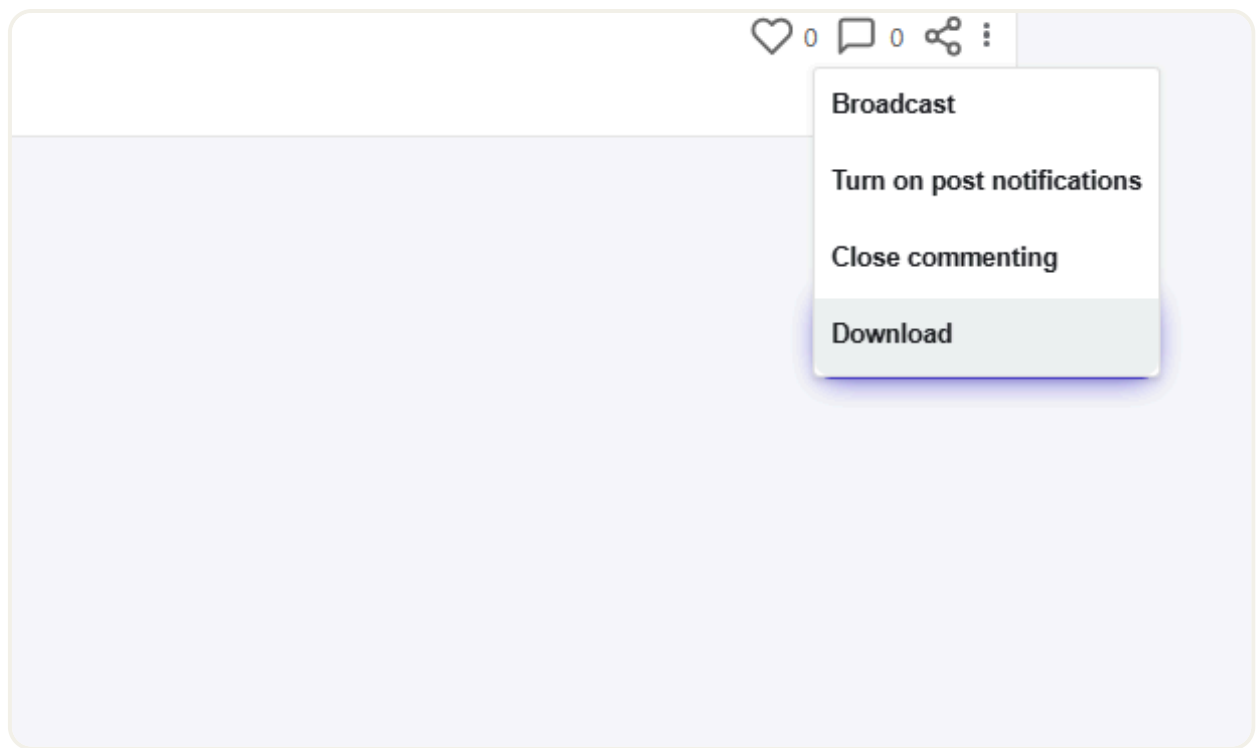
ADD +

REMOVE STEP

5 Click on Download

A copy of the file will be downloaded to your computer.

[🔗 HTTPS://NDWBC.GROUP.APP/LIBRARY/PDFS/BUSINESS-MODEL-CANVAS...](https://ndwbc.group.app/library/pdfs/business-model-canvas...) EDIT



EDIT REMOVE IMAGE

ADD +

REMOVE STEP

6 Click resource name.

Now you can view the resource on the Voxa library.

[🔗 HTTPS://NDWBC.GROUP.APP/LIBRARY/PDFS/BUSINESS-MODEL-CANVAS...](https://ndwbc.group.app/library/pdfs/business-model-canvas...) EDIT

Business Model Canvas for Start-Up Businesses



Business Model Canvas for Start-Up Businesses.pdf



EDIT

REMOVE IMAGE

ADD +